




If you want a specific size from charts do not send measurements.

Measurements								Sizes from Charts			
Last Name, First Initial	M or F	Full Height Required	Chest or Bust	Waist	Hips	Neck	Sleeves	Shirt or Blouse Size	Coat or Gown Size	Pant or Skirt Size	Wrap or Vest Size
1											
2											
3											
4											
5											
6											
7											
8											
9											
10											
11											
12											
13											
14											
15											
16											
17											
18											
19											
20											
21											
22											
23											
24											
25											
26											
27											
28											
29											
30											
31											
32											
33											
34											
35											

# FORMAL FASHIONS INC.

EST. 1978

Visit our website [www.formalfashionsinc.com](http://www.formalfashionsinc.com) to view measuring video.



**How to measure for her garments**


**Height:** With shoes on, stand with your feet slightly apart and your back to a wall. The measurement from the top of your head to the floor is your height.

**Bust Size:** Measure snugly (under arms) around fullest part of bust. Keep measuring tape parallel to ground.

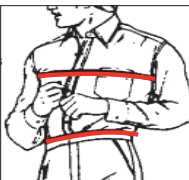
**Waist Size:** Measure snugly around the narrowest part of waist, usually the belly button area.

**Hip Size:** Measure snugly around the fullest part of hips.

**How to measure for his garments**



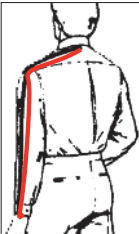
**Neck Size:** Open shirt collar and measure 2" above base of neck.



**Chest Size:** Place tape snugly around chest, high under arms. Be sure tape is well up on shoulder blade in back.

**Waist Size:** Medium snug measurements taken ABOVE waistband of trousers at natural waistline.

**Full height** is with shoes on (head to floor).



**Sleeve Length:** With arm **down** at side, start tape at center of back (at the neckbone). Measure with tape over TOP of shoulder, and down to the end of cuff (at the wrist bone).